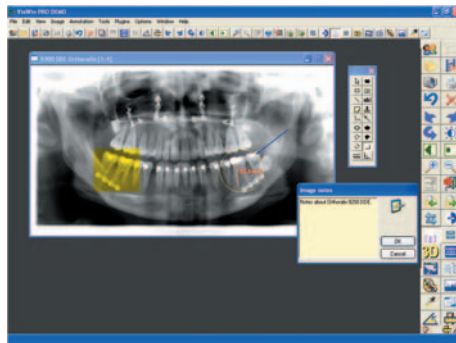
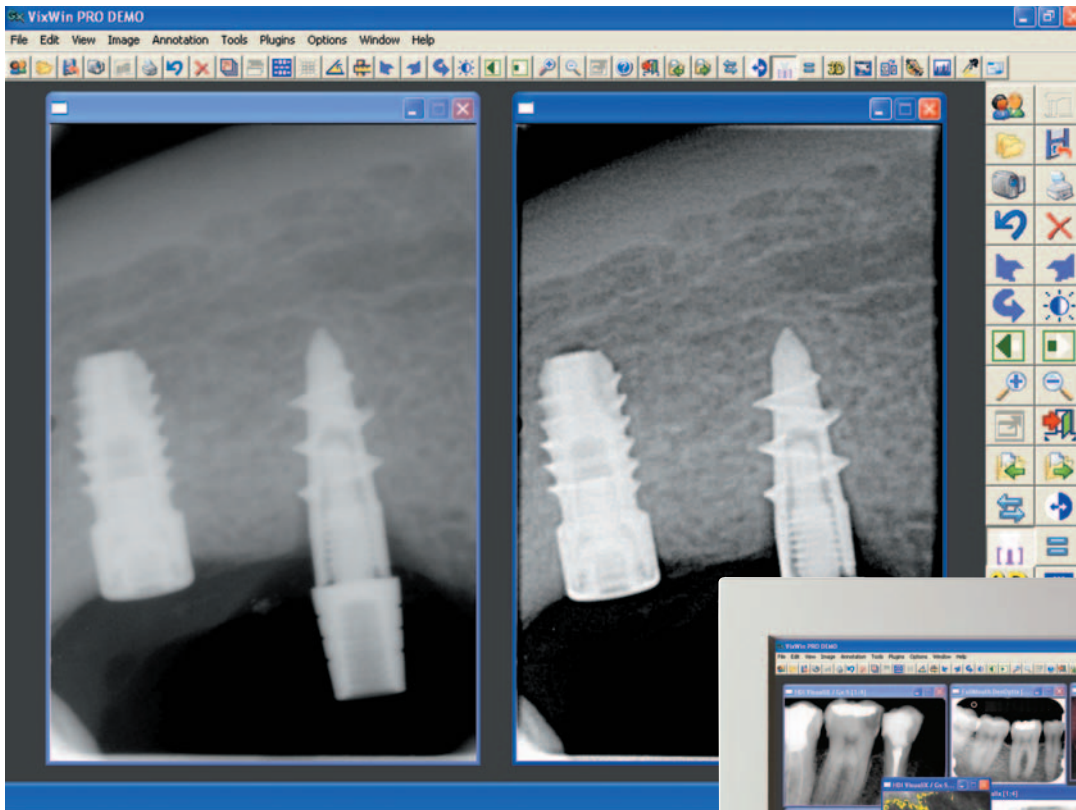


VixWin PRO

The next generation of image analysis



- Powerful tools for radiographic diagnostics
- User friendly Graphical User Interface
- Speeds up workflow

VixWin PRO

Enhanced image quality

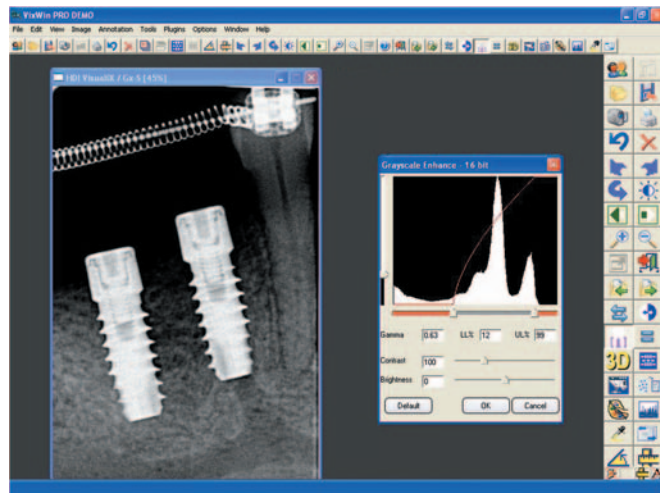

VixWin PRO is the new general purpose dental and maxillo-facial image analysis and management software developed by Gendex in order to enhance image quality and add diagnostic value to digital images.

VixWin PRO completes the successful VixWin series and is enriched with several new powerful features aimed at giving to the dentist innovative image analysis tools and an ergonomic Graphical User Interface (GUI), enhancing software capabilities and speeding up the workflow.

VixWin PRO controls capture, display, treatment, analysis and saving of X-ray digital images from DenOptix®, Visualix®/GX-S, Orthoralix 9200 DPI and DDE digital imaging systems produced by Gendex. It can also handle other types of digital images, e.g. colour images from an intraoral or extraoral dental

camera, such as the Gendex Concept IV series, or images acquired by digitizing film with a flat bed scanner.

The software can be easily installed and interfaced to most major practice management software packages, whereas upgrades from already existing VixWin versions, such as VixWin 32 and VixWin 2000, are straightforward as long as the existing hardware meets the software specification requirements.



www.gendex.com

GENDEX

Gendex. Imaging Excellence.

KaVo Dental – Gendex Dental Systems
340 E. Main Street, Lake Zurich, IL 60047
1.888.275.5286 Fax 1.847.550.1322